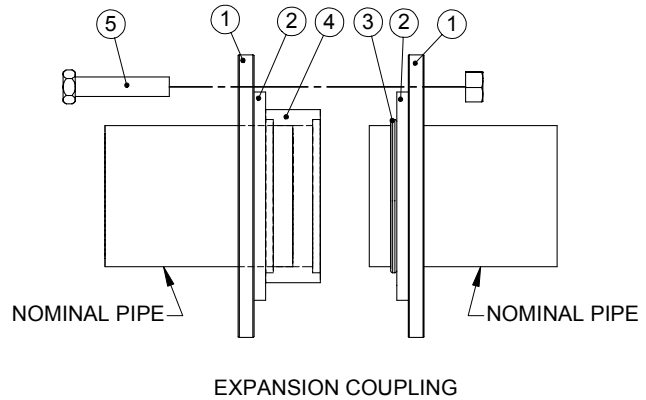
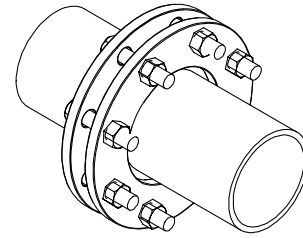
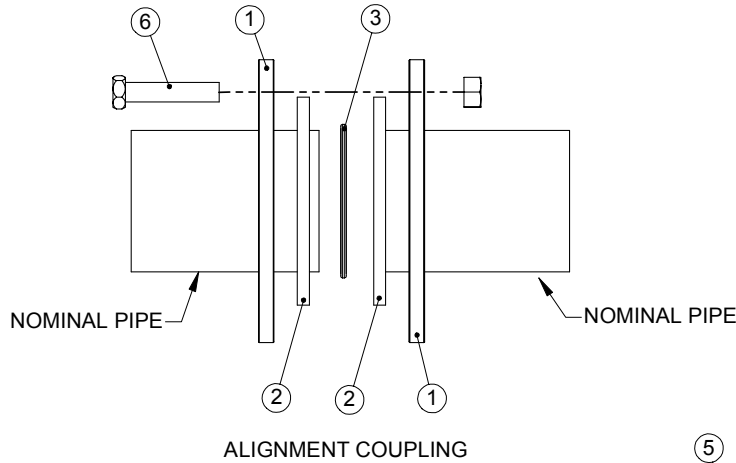


DENSE FLOW ALIGNMENT & EXPANSION COUPLINGS



NOM. PIPE	PART #
1 1/2"	DG13110S X 99
2"	DF13111S X 99
2 1/2"	DF13112S X 99
3"	DF13113S X 99
4"	DF13114S X 99
5"	DF13115S X 99
6"	DF13116S X 99
NOTE: For Expansion Coupling Specify Item #4 also.	

ITEM #	DESCRIPTION
1	SLIP-ON FLANGE
2	COUPLING COLLAR
3	COUPLING SEAL GASKET
4	ALIGNMENT SLEEVE
5	5/8"-11 NC X 4-1/2" LG. HEX HEAD BOLT WITH NUT, GRADE 5
6	5/8"-11 NC X 3" LG. HEX HEAD BOLT WITH NUT, GRADE 5

DENSE FLOW COUPLINGS are used to connect conveying pipe or tubing together. The alignment capability and re-usable characteristics of the coupling minimize wear at the connection points and ultimately reduce the cost of replacing parts. The EXPANSION COUPLING is used when temperatures exceed 350 degrees F or when pipe runs exceed 300 feet.

NOTE: Specifications and dimensions subject to change.