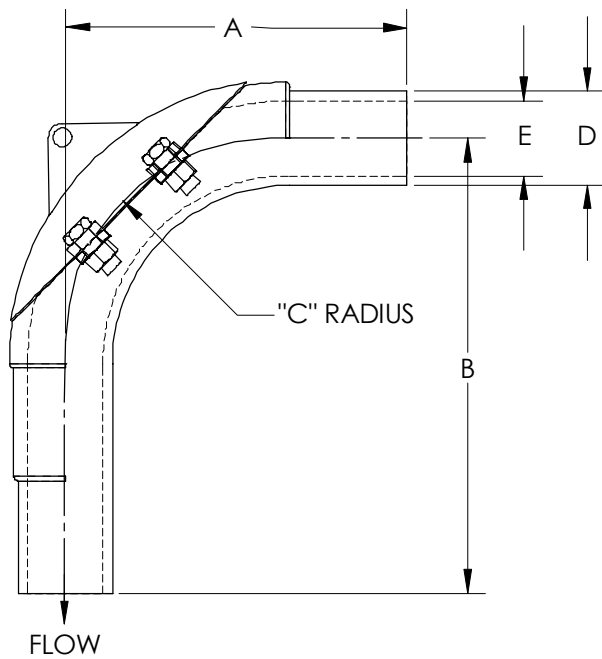
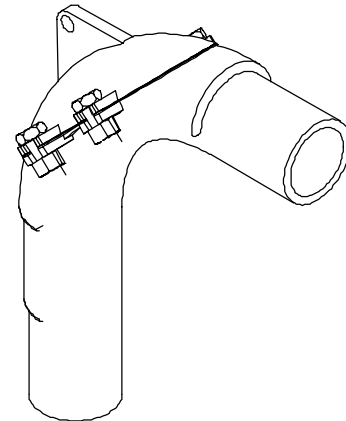
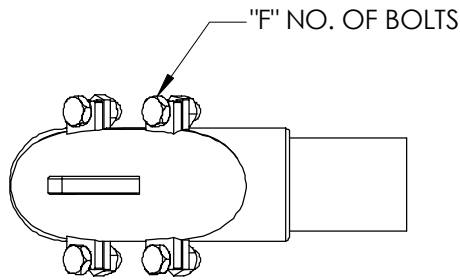


DENSEALLOY WEAR BACK ELBOW - CAST



NOM. PIPE	A	B	C	D	E	PART #
3"	15.25"	21.25"	9"	4"	3"	DF28180 X 99
4"	18.25"	24.25"	12"	5"	4"	DF28181 X 99
5"	21.25"	28.75"	15"	6"	5"	DF28182 X 99
6"	24.25"	33.25"	18"	7"	6"	DF28183 X 99

THE DENSEALLOY WEAR BACK ELBOWS are available in one and two-piece construction. Elbows are manufactured using DenseAlloy 550 BHN construction. One-piece elbows have a thicker back, which gives longer wear to the elbow. Two-piece elbows have a replaceable wear back, which allows quick replacement in the high wear area of the turn.

**Note when ordering the 1 piece elbow only – Part number changes from x99 to x77.